

# General Operating Fund Analysis Report for December, 2018



NORDONIA HILLS CITY  
SCHOOL DISTRICT

---

Inspiring every student to value learning, community and excellence

*Prepared by: Karen Clavetil, Treasurer/CFO*  
**January 14, 2018**

# Monthly Revenue by the Numbers

December			
FY19		\$	%
Forecast	Actual	Variance	Variance
\$531,087	\$539,457	\$8,370	1.58%

# December Revenue = \$539K

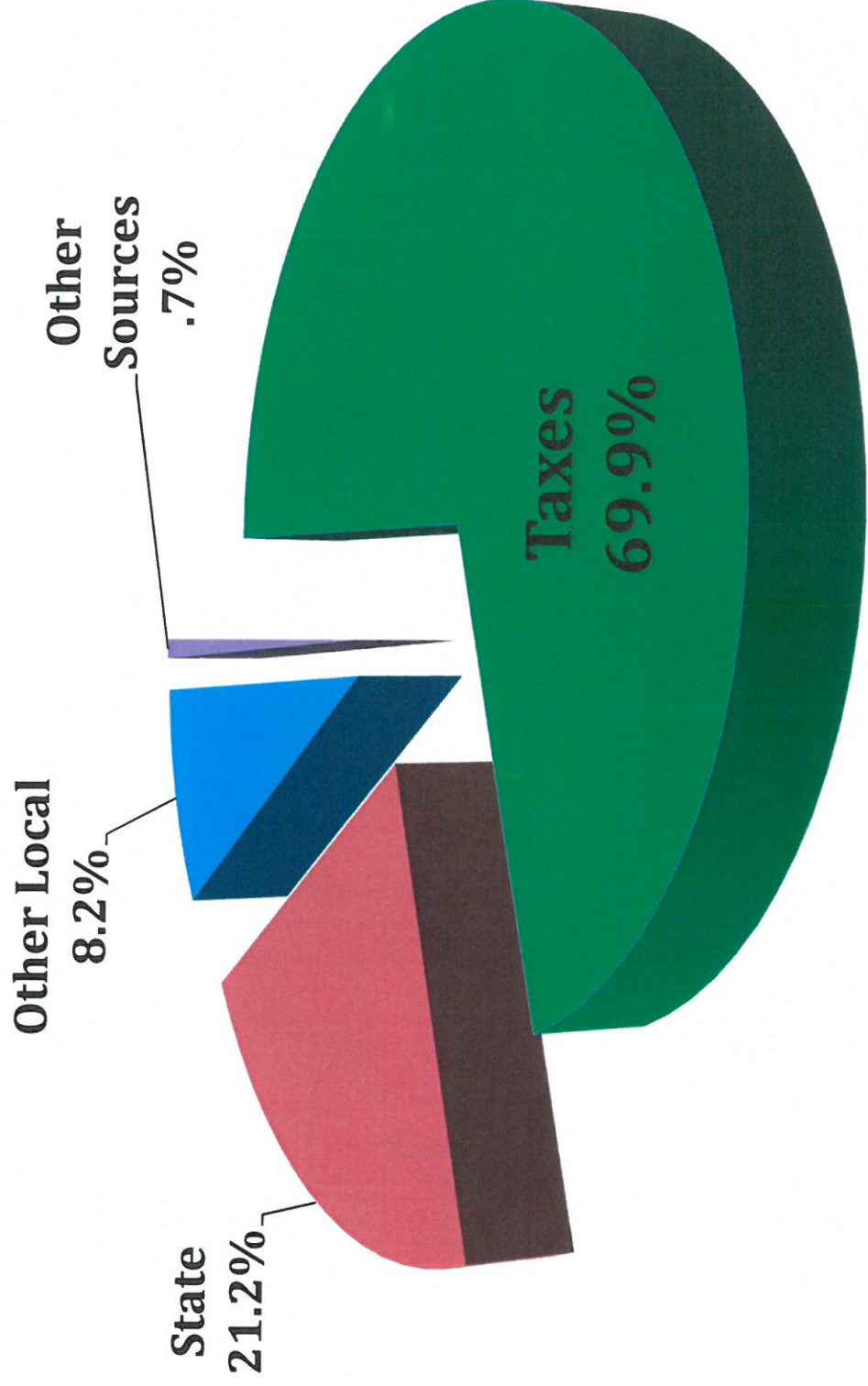


# Fiscal Year to Date (FYTD) Revenue by the Numbers

July 1, 2018 to December 31, 2018			
FY19		\$	%
Forecast	Actual	Variance	Variance
\$20,930,378	\$21,431,379	\$501,001	2.34%



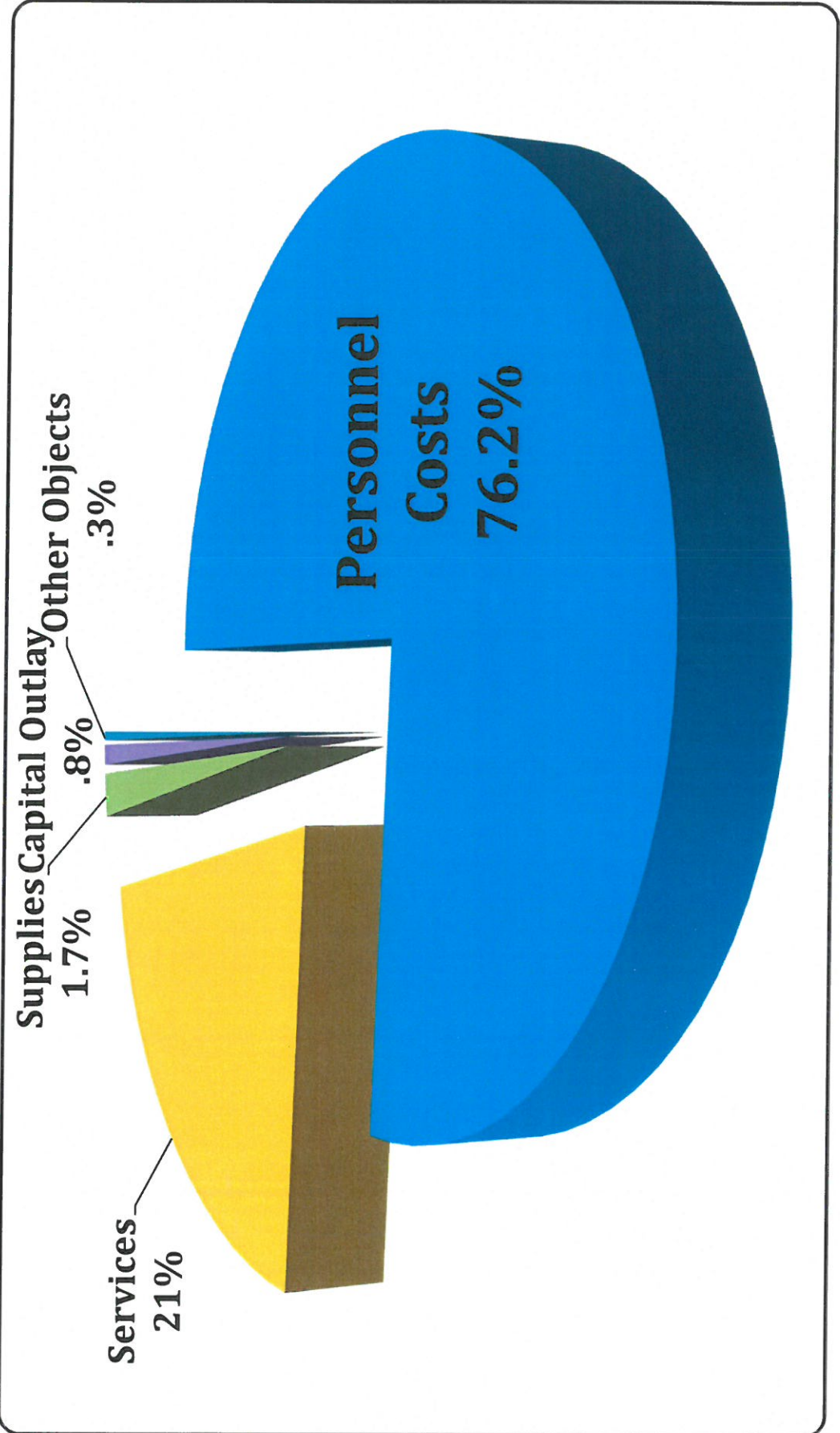
# FYTD Revenue - \$21.4M



# Monthly Expenditures by the Numbers

December			
FY19		\$	%
Forecast	Actual	Variance	Variance
\$4,186,826	\$4,171,911	\$14,915	0.36%

# December Expenditures = \$4.2M





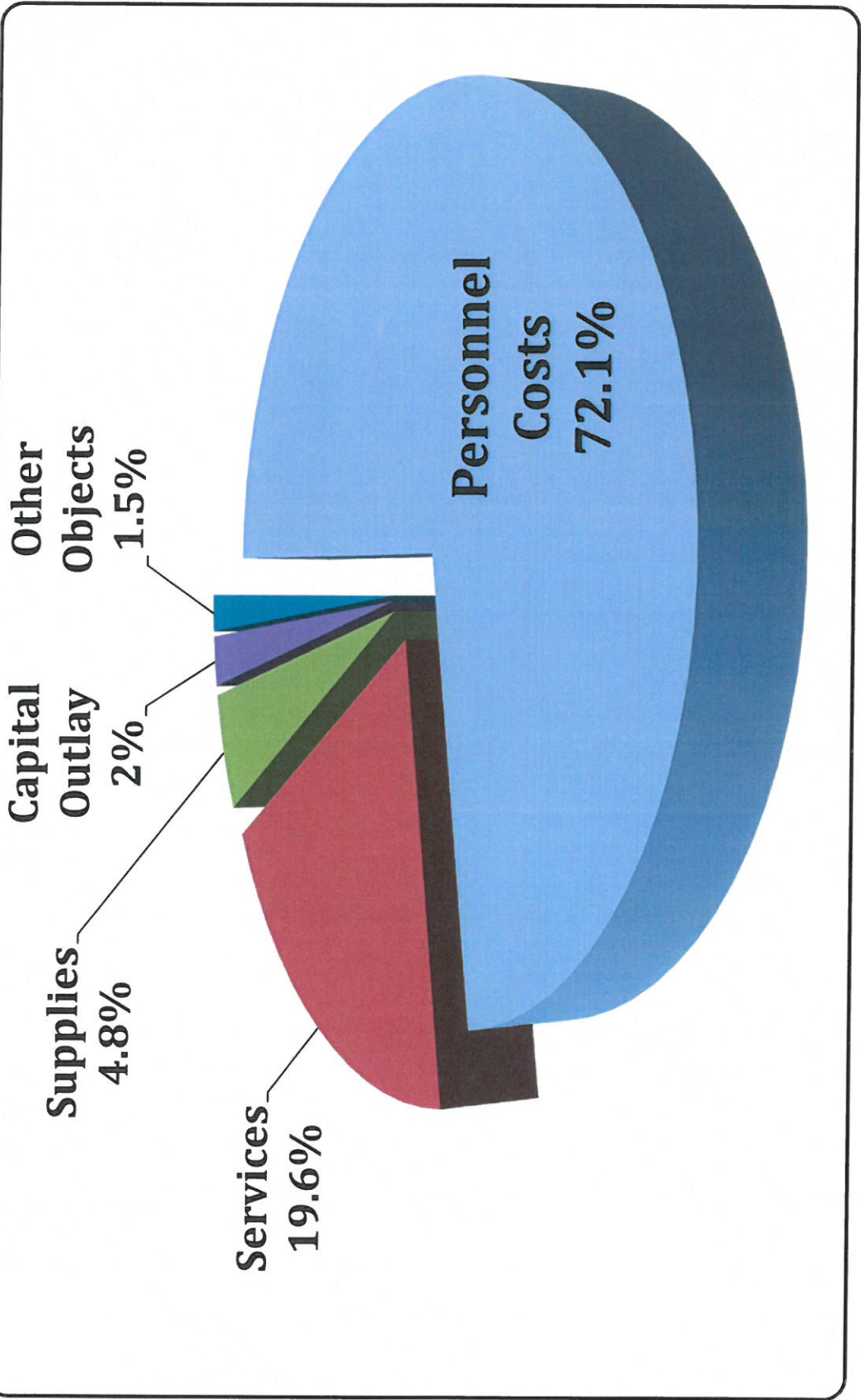
# Fiscal Year to Date Expenditures by the Numbers

## July 1, 2018 to December 31, 2018

FY19		\$	%
Forecast	Actual	Variance	Variance
\$22,994,656	\$23,171,714	(\$177,058)	-0.76%



# FYTD Expenditures - \$23.2M



# Bottom Line Fiscal Year End Cash Balances 12/31/2018

	FY19		FY19 Actual to Forecast	
	Forecast	Actual	\$ Change	% Change
Revenue	\$20,930,378	\$21,431,379	\$501,001	2.34%
Expenditures	22,994,656	23,171,714	(177,058)	-0.76%
Excess of Revenue over Expenditures	(2,064,278)	(1,740,335)	323,943	
Beg. Cash Balance	20,396,547	20,396,547		
Ending Cash Balance	18,332,269	18,656,212	323,943	
Outstanding P.O.s	(4,533,735)	(4,533,735)		
Unencumbered Balance	\$13,798,534	\$14,122,477	\$323,943	